

Information › Solutions

FRAME SLIDING DOOR SYSTEM

DESCRIPTION

This frame sliding door system moves effortlessly and quietly along a bottom rolling track. The upper guide track provides no weight support and is easy to install. The bottom rolling track allows the flexibility to mount almost anywhere. Enrich any environment utilizing over 250 available décors and combinations.

Dividing and decorative mullions are available and can be utilized to fit most any specification. Soft-close mechanisms can be integrated to provide a gentle close.

HARDWARE

Lumicor frame sliding door system comes with all components needed to frame all four sides of the Lumicor panel, and has a beautiful satin silver finish.

- Designed for 3/8" Lumicor panels
- Custom made and ready to install
- Available for openings up to 19'
- Variety of panels and door configurations

COMPONENTS



Single Top
Guide Track



Double Top
Guide Track



Single Bottom
Running Track



Double Bottom
Running Track



Top Aluminum
Frame Profile



Bottom Aluminum
Frame Profile



Vertical Aluminum
Frame Profile

PRODUCT SPECIFICATIONS

Gauge

- .354" (9 mm)

DÉCORS

Frame sliding door system can be used with any Lumicor décor.

APPLICATIONS



NATURAL | Searchlight

TO ORDER

Call **1.888.LUMICOR** or visit our website at **www.lumicor.com** to find a representative near you.

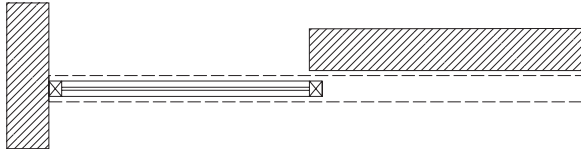
ENVIRONMENTALLY FRIENDLY

Lumicor inserts for the frame sliding door system are made using with Lumicor R4 resin which contains a minimum of 40% recycled material and is 100% recyclable. Our resin products do not release any harmful vapors.

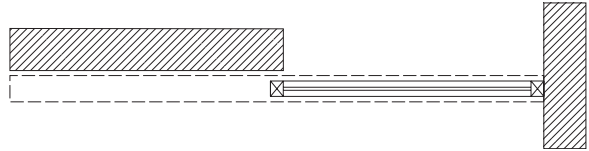


AVAILABLE CONFIGURATIONS

SINGLE DOOR PLAN VIEWS



One Door, Single Track, Parking Area on the Left, Corner Application



One Door, Single Track, Parking Area on the Right, Corner Application



One Door, Single Track, Parking Area on the Left, Barn Door Application

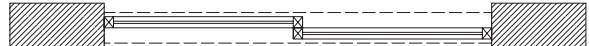


One Door, Single Track, Parking Area on the Right, Barn Door Application

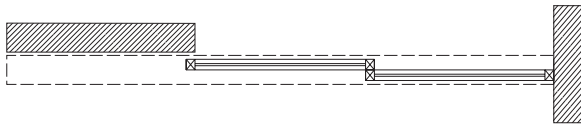
2-DOOR PLAN VIEWS



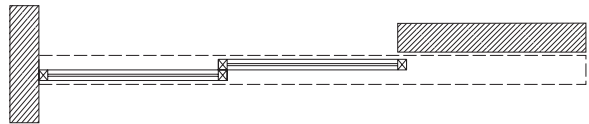
Two Doors, Single Track, Parking Area on Both Sides, Barn Door Application



Two Doors, Double Track, Inside the Opening



Two Doors, Double Track, Parking Area on the Left, Corner Application



Two Doors, Double Track, Parking Area on the Right, Corner Application

3-DOOR PLAN VIEWS



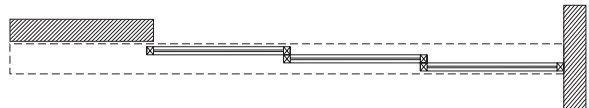
Three Doors, Double Track, Inside the Opening



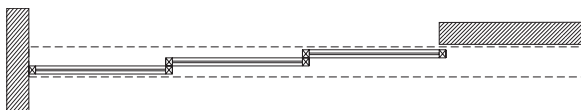
Three Doors, Double Track, Parking Area on Both Sides, Barn Door Application



Three Doors, Triple Track, Inside the Opening



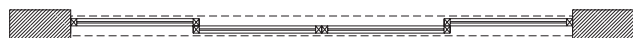
Three Doors, Triple Track, Parking Area on the Left, Corner Application



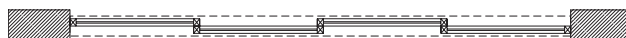
Three Doors, Triple Track, Parking Area on the Right, Corner Application

AVAILABLE CONFIGURATIONS

4-DOOR PLAN VIEWS



Four Doors, Double Track, Inside the Opening




Four Doors, Double Track, Inside the Opening

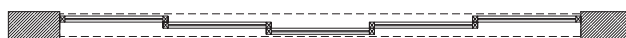


Four Doors, Double Track, Parking Area on Both Sides,
Barn Door Application

5-DOOR PLAN VIEWS



Five Doors, Triple Track, Inside the Opening



Five Doors, Triple Track, Inside the Opening



Five Doors, Triple Track, Parking Area on Both Sides,
Barn Door Application

6-DOOR PLAN VIEWS



Six Doors, Triple Track, Inside the Opening



Six Doors, Triple Track, Parking Area on Both Sides,
Barn Door Application

ADDITIONAL OPTIONS

Do you want Soft-close?

Soft-close mechanisms can be integrated into your design to provide a gentle close.

Do you want Mullions?

Mullions offer the opportunity to create designs and patterns on your doors. Mullions may be installed vertically or horizontally. There are two types to choose from: divider mullions that frame individual Lumicor panels, or decorative mullions that adhere to the face of one large Lumicor panel.

A few things to keep in mind when designing with decorative mullions:

1. Decorative mullions may be installed on one or both sides of the doors. If installed on a translucent infill panel, please be aware that the back of the decorative mullion may be visible from the other side of the door.
2. Decorative mullions will not be installed by Lumicor, you will need to apply them to your doors.
3. Decorative mullions come in lengths of 6'-6" or 9'-10".