


EXTERIOR RESIN SOLUTIONS



Lumicor meets the demands of outdoor projects while delivering sophisticated design solutions. Our product combines high performance and design flexibility with exceptional aesthetics and is engineered with the high impact strength, UV resistance and performance necessary for exterior applications.

LUMISHIELD EX™

HIGH PERFORMANCE

- Specially formulated polycarbonate with UV cap on both sides
- Color encapsulated in center of sheet
- 130 times the impact strength of glass
- 30 times the impact strength of acrylic
- Half the weight of glass
- Class A & B fire rating

LIGHT TRANSMITTANCE AND ENERGY EFFICIENCY

- Allows 86% of visible light transmittance
- Up to 4 times more energy efficient than glass

LOW ENVIRONMENTAL IMPACT

- Contains 40% pre-consumer recycled content
- Qualifies for LEED MR Credit 4 and IEQ Credit 8.1 & 8.2 (daylight and views)
- 100% recyclable

LUMICLEAR EX™

HIGH PERFORMANCE

- Specially formulated acrylic resin (PMMA) with UV cap on both sides
- Color encapsulated in center of sheet
- Superior clarity
- 7 times stronger than annealed glass of similar thickness
- Half the weight of glass
- Class C fire rating

LIGHT TRANSMITTANCE AND ENERGY EFFICIENCY

- Allows 92% of visible light transmittance
- Up to 8 times more energy efficient than glass

LOW ENVIRONMENTAL IMPACT

- Contains up to 50% pre-consumer recycled content
- Qualifies for LEED MR Credit 4 and IEQ Credit 8.1 & 8.2 (daylight and views)
- 100% recyclable

RESIN

Determine the resin and gauge that best fit your project's needs, then pair with a finish that is both functional and matches your desired aesthetic.

AVAILABLE LUMISHIELD EX SIZES

.236" x 48" x 96" | .472" x 48" x 96"

AVAILABLE LUMICLEAR EX SIZES

.236" x 48" x 96" | .472" x 48" x 96"

.236" x 48" x 120" | .472" x 48" x 120"

FINISHES

Sandstone (recommended), Gloss, Matte, Brushed, Moiré, Satin, Frost, Stucco and Hi-Gloss*.

*Hi-Gloss is available on Glacier only.

DESIGN OPTIONS

Specify any standard Spectrum color, or combine to create unique custom colors. Even add color to one of our Impressions décors! With Lumicor's complete design, engineering and fabrication services, we can provide custom solutions to meet your unique design requirements.

DÉCORS

Luminous™


Luminous by Lumicor is a proprietary color technology that can be added to any standard Lumicor product.



*Lumiclear EX only.

Print

Take the opportunity to create a high-impact installation using vibrant imagery.



AVAILABLE ADD-ONS *(two maximum)*

Opaque

Opaque is a specially designed backing that makes Lumicor panels non-transparent.



Cloud White*


*Sandstone standard finish. Not available in frost finish.

Spectrum™

Customize your color with a combination of Spectrum layers.

Impressions

Impressions embossed décors add depth and texture to a translucent surface.



Illume

Add a light diffuser to your backlit panel that reduces hot spots and creates a softer glow.



Illume*

*Sandstone standard finish. Not available in frost finish.

Chemshield™

Apply to one or both sides of panels to increase chemical and stain resistance.